

WEST LAVINGTON PARISH COUNCIL

NEIGHBOURHOOD PLAN STEERING GROUP

**COMMUNITY CONSULTATION
MARCH 2014**

BASELINE ISSUES

INPUT

- Questionnaires delivered to:
- 518 Households
- 33 Groups, Businesses, organisations etc.
- 12 Landowners

OUTPUT

- 339 questionnaires returned from:
- 321 Households (62%)
- 12 Groups etc (36.4%)
- 6 Landowners (50%)

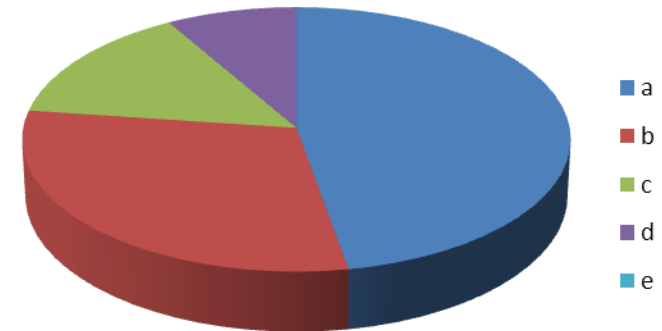
Analysis as percentage of 339 returns received

Issues analysis of 339 returns

1

What do you value most about the area and the village that you would like the Plan to safeguard?

a) Open countryside setting & views	85%
b) Village character	54%
c) Community facilities	26%
d) Community spirit	15%

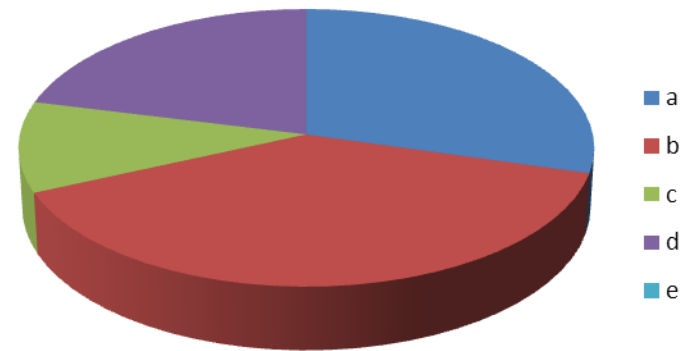


Issues analysis of 339 returns

2

What do you think is the biggest local problem that the Plan may be able to address?

- a) shortage of affordable housing 46%
- b) speed & volume of traffic 61%
- c) shortage of local jobs 17%
- d) random development pressures 33%



Issues analysis of 339 returns

3

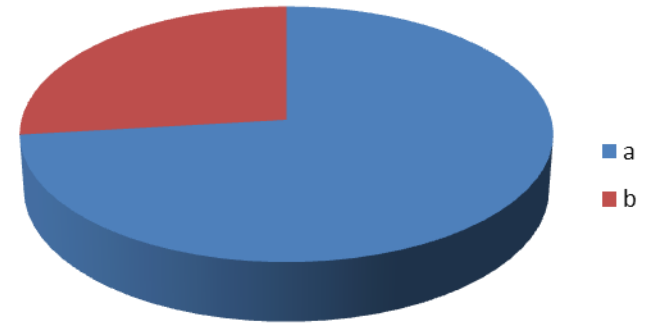
Should the Plan allocate land for some additional houses in the Parish?

a) Yes

70%

b) No

26%

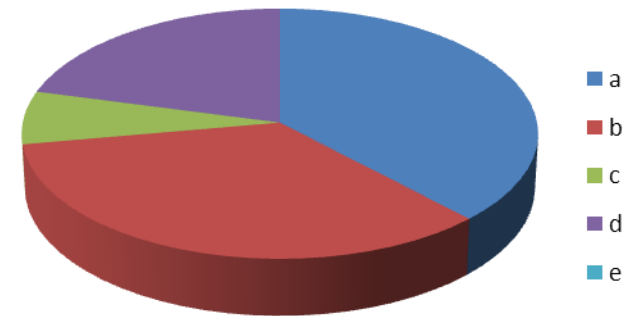


Issues analysis of 339 returns

4

Please indicate your main reason for saying YES or NO

- a) Need for smaller / affordable homes 37%
- b) Limited growth in village desirable 34%
- c) No growth required in village 7%
- d) Need to protect landscape setting 21%

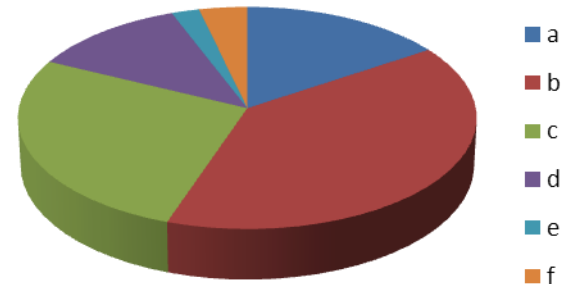


Issues analysis of 339 returns

5

Approximately how many houses would you like to see built in the Parish over the next 10 years?

a) none	15%
b) up to 20	38%
c) up to 40	26%
d) up to 60	12%
e) up to 80	2%
f) up to 100	4%



Issues analysis of 339 returns

6

Which approach to future development do you favour?

a) development of a single larger site

7%

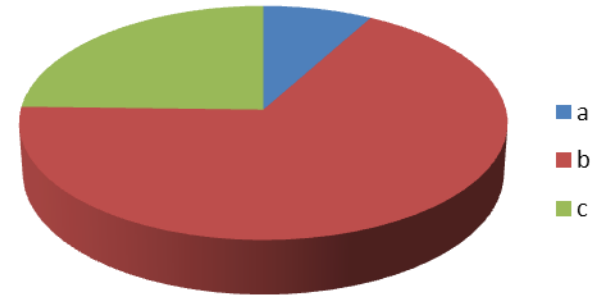
b) development of two or three small sites

61%

c) a mixture of the two

22%

(a larger site plus some development on small sites)

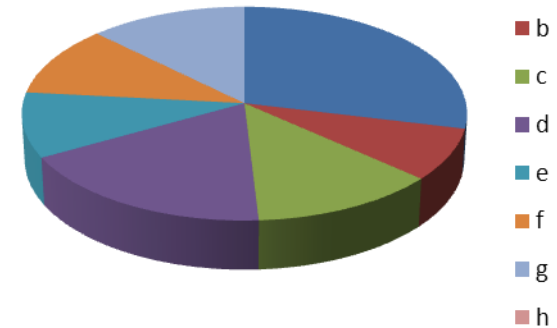


Issues analysis of 339 returns

7

What types of house do you think are most needed?

a) small family houses for sale	64%
b) larger family houses for sale	17%
c) small family social rented houses	28%
d) apartments/small houses for sale for younger people	40%
e) apartments/small houses for social rent for younger people	22%
f) elderly persons aparts/ bungalows for sale	24%
g) elderly persons social rented assisted living aparts/ bungalows	28%

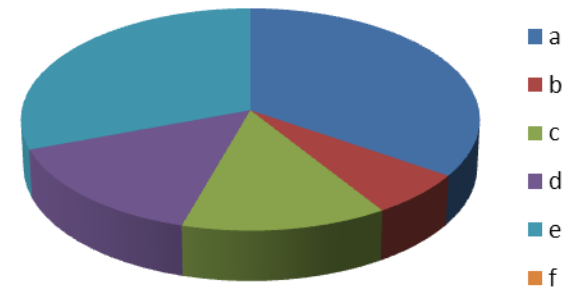


Issues analysis of 339 returns

8

What building styles/appearance of new houses would you like to see?

- a) designs that aim to copy period cottage styles 49%
- b) trad. post-war estate styles 9%
- c) more modern designs e.g. with larger windows 19%
- d) styles similar to barn conv. 21%
- e) styles based on eco-friendly building techniques 44%



Issues analysis of 339 returns

9

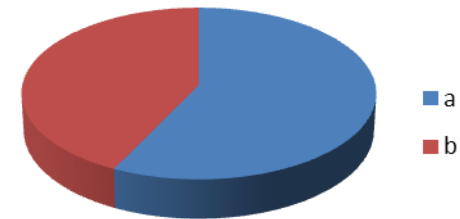
Do we need more sites or premises to buy or rent to promote business and employment opportunities?

a) Yes

55%

b) No

41%

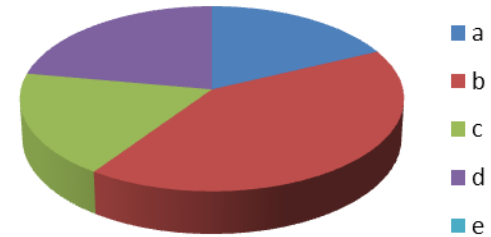


Issues analysis of 339 returns

10

Please indicate your main reason for saying YES or NO

- a) perceived shortage of small premises for business 17%
- b) need to encourage the growth of local employment 40%
- c) no local demand for additional business premises 18%
- d) more business premises would not fit in with the village 22%



Issues analysis of 339 returns

- SHOPS

- POST OFFICE 12
- PHARMACY 4
- MORE SHOPS 6
- SHOP QUALITY 6
- CAFÉ 3

- WORKING

- WORK/LIVE UNITS
- PLANKS YARD STYLE
- HOME WORKING

Issues analysis of 339 returns

11

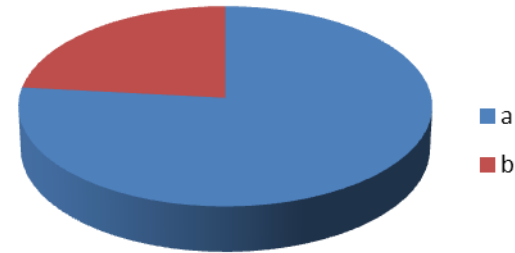
Are local community facilities and services adequate for your needs?

a) Yes

74%

b) No

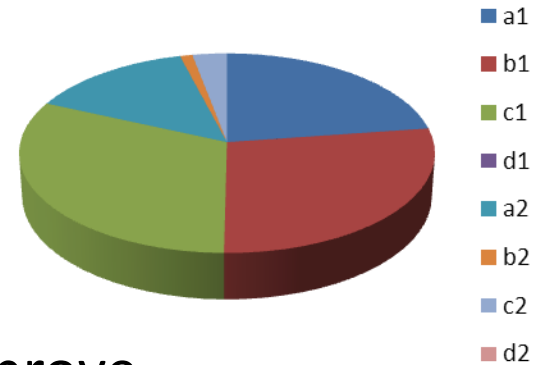
22%



Issues analysis of 339 returns

12

Please indicate your main reason for saying YES or NO



	Satis	Improve
a) Village hall and facilities	50%	31%
b) Local schools	60%	2%
c) Local healthcare	69%	6%

Issues analysis of 339 returns

13

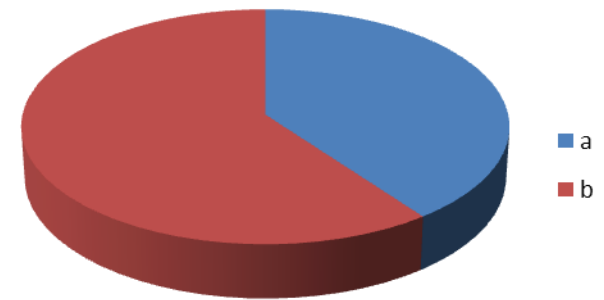
Is public transport provision adequate to reach employment, commercial and community or leisure facilities?

a) Yes

35%

b) No

53%



Issues analysis of 339 returns

14

Please indicate your main reason for saying YES or NO

a) times & destinations do not meet local employment needs

32%

b) no bus service to the rail network

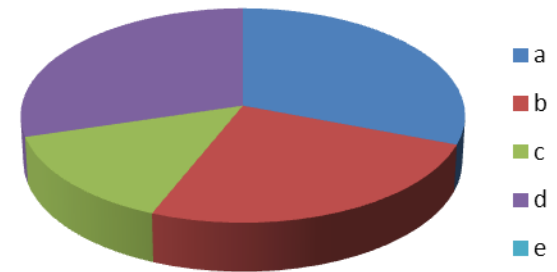
26%

c) difficult travel to healthcare

15%

d) services are adequate for a rural area

31%



Issues analysis of 339 returns

- BUSES

- FREQUENCY 5
- NO EVENING 8
- EXPENSIVE 2
- DESTINATIONS 2

- EMPTY
- NOT FOR LEISURE
- POOR FOR BATH / BRISTOL

- RAIL

- PROVIDE STN 6

Issues analysis of 339 returns

15

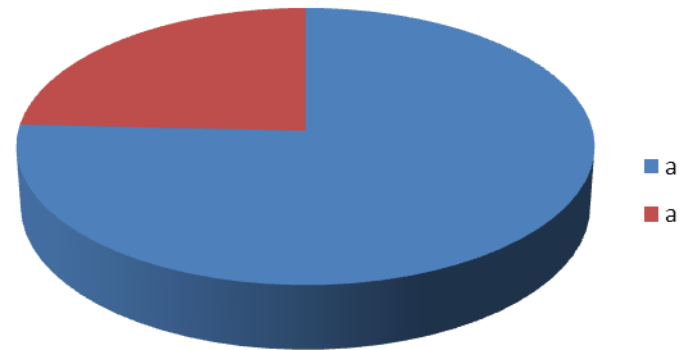
Are there any significant local highway measures or minor improvements that would benefit the village that you consider should be raised with Wiltshire Council?

a) Yes

67%

b) No

22%



Issues analysis of 339 returns

- TRAFFIC

– SPEED	104
– PEDESTRIANS	39
– PARKING	39
– HGVs	23

- HIGHWAYS

– SURFACES	26
– POTHOLES	19
– SURFACE WATER	10
– STREET LIGHTING	6

Issues analysis of 339 returns

- SPEED

– SPEEDING (GEN)	33
– REDUCE TO 20 MPH	16
– BUFFER OF 30/40 MPH	9
– HUMPS	19
– SIDs	4
– CROSSROADS ISSUES	11
– DOWNGRADE A – B	9
– DOWNGRADE B – C	3

- PEDESTRIANS

– ZEBRA	18
• (1 X AGAINST)	
– FP FROM RAIL BRIDGE	5
– 4x4 ON RoW	6
– PAVEMENT WIDTH/CONDITION	9

Issues analysis of 339 returns

- PARKING

– O/S SHOP	20
– DAPS	5
– GENERAL	14

- HGVS

– VOLUME	23
– BYPASS	18
– T. LIGHTS CHURCH ST.	7

Issues analysis of 339 returns

17

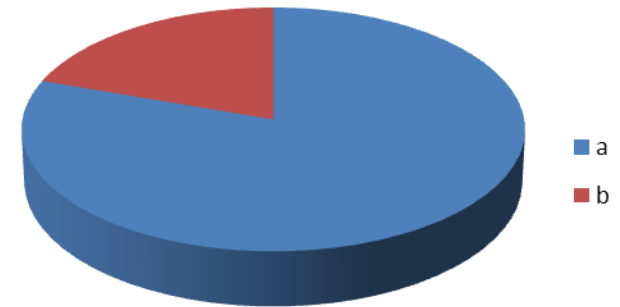
Are there significant local environmental issues, such as public landscaping, rural, habitat, conservation and/or archaeological site protection matters that the Plan should tackle?

a) Yes

70%

b) No

17%

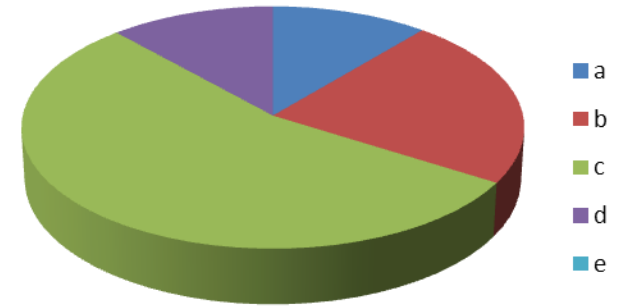


Issues analysis of 339 returns

18

Please indicate your main reason for saying YES or NO

a)potential for landscaping, planting & enhancements	11%
b)need for safeguarding measures for sensitive areas	23%
c)footpaths and countryside access are very important	54%
d)no need for further environmental policies	12%



Issues analysis of 339 returns

19

What other matters may the Plan need to tackle?

a) car parking	47%
b) community bus service	42%
c) cemetery requirements	12%
d) wind turbines	31%
e) solar panel farms	32%
f) biomass projects	18%

